



Overview of findings from the SMARTA-NET survey in 12 countries



Geert Koops

Plenary, 6th ERMN Event – 06.07.2024



Mobility & Tourism Behaviour Survey



The survey collected **revealed preference** data on the attitude and perceptions of the individual.



Mobility patterns of the individual become visible as well as the **barriers** to more sustainable travel options



Sections: (i) Personal characteristics; (ii) Mobility; (iii) Changes in travel behaviours; (iv) Attitude; (v) Tourism



Survey on Mobility

SURVEY ON RURAL MOBILITY

INTRODUCTION:

Thank you for participating in our SMARTA-NET mobility behavior survey. Your input will help us understand how people in your region travel and how these habits have changed as a result of COVID-19 and the inflation in the last years. Please answer the following questions choosing the most suitable option(s).

1. Personal characteristics

- 1.1. Gender
 - Male
 - Female
 - Non-binary
 - Prefer not to say
- 1.2. Age:
 - 18-24
 - 25-34
 - 35-44
 - 45-54
 - 55-64
 - 65 or older
- 1.3. What is the size of your household?
 - 1 person
 - 2 persons
 - 3 persons
 - 4 persons
 - More than 4 persons
- 1.4. What location do you currently reside in? [drop down of Regions of the Lighthouse Sites]
- 1.5. In what type of area do you live?
 - City
 - Large town (>10,000 people)
 - Small town (1,500-10,000 people)
 - Village
 - Rural area within 3 km of a town or village
 - Rural area > 3 km from nearest town or village
- 1.6. Are you in possession of a driver's license?
 - Yes
 - No

Coordinated by:



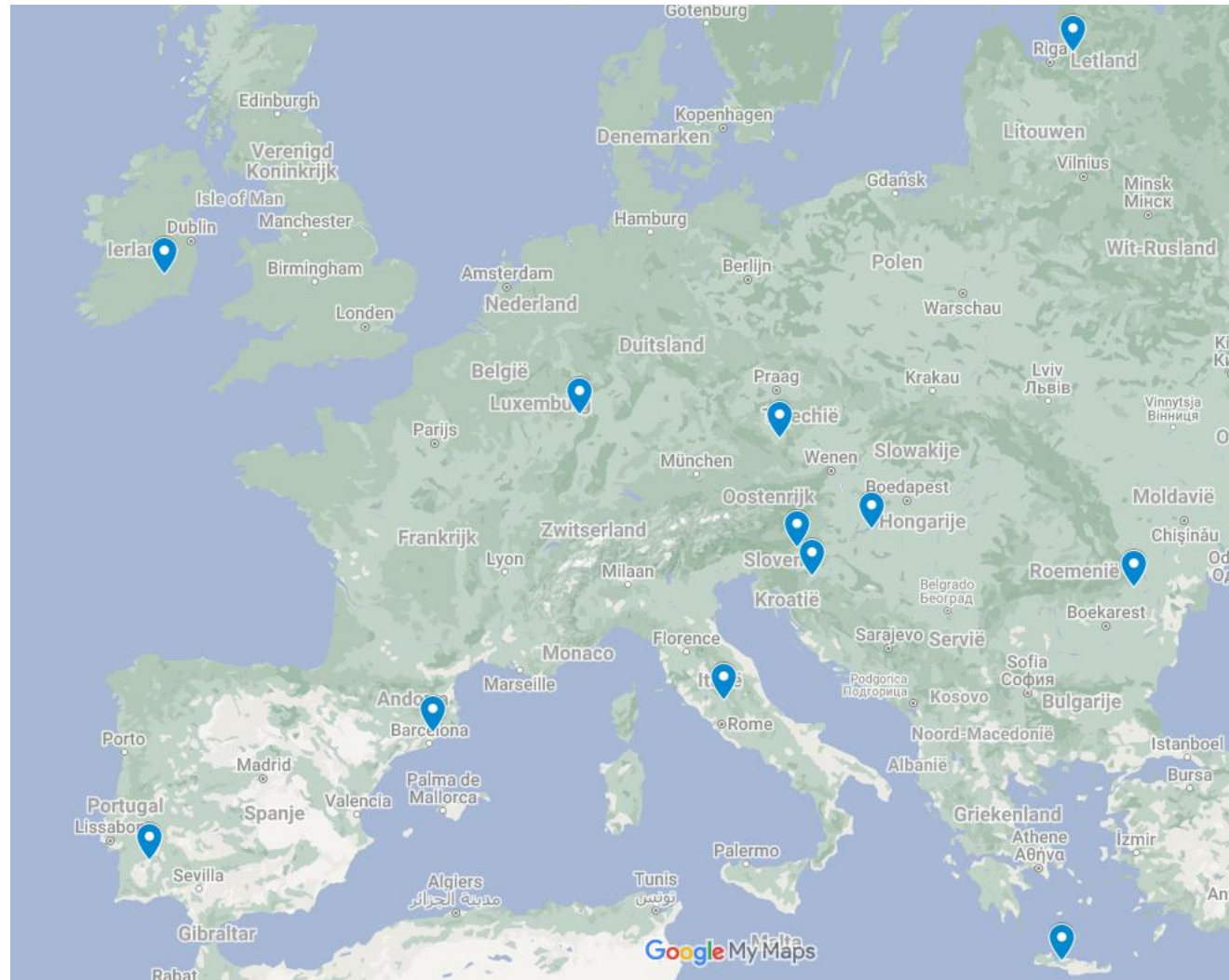
In cooperation with:



Supported by the:

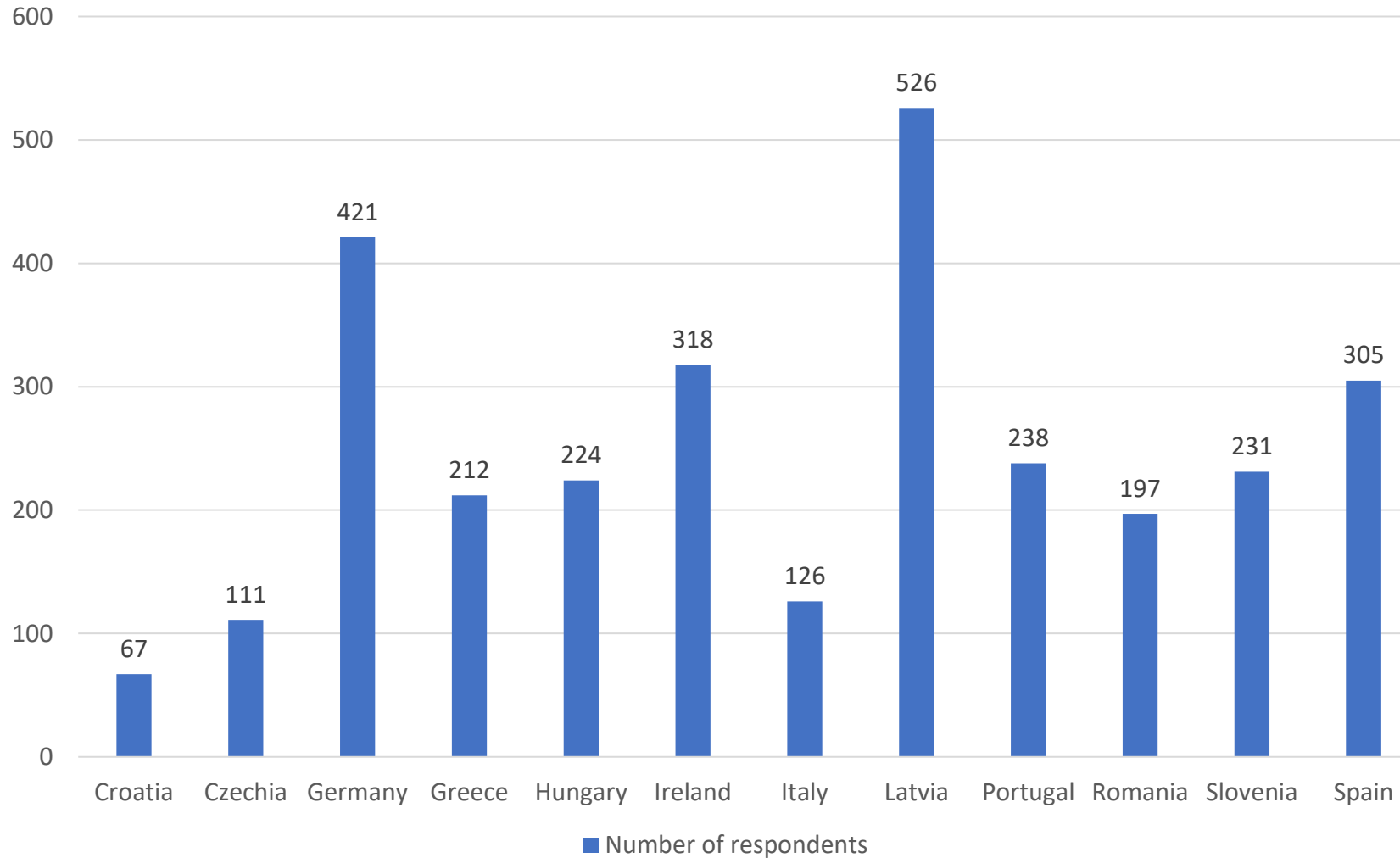


Rural residents from 12 countries were surveyed



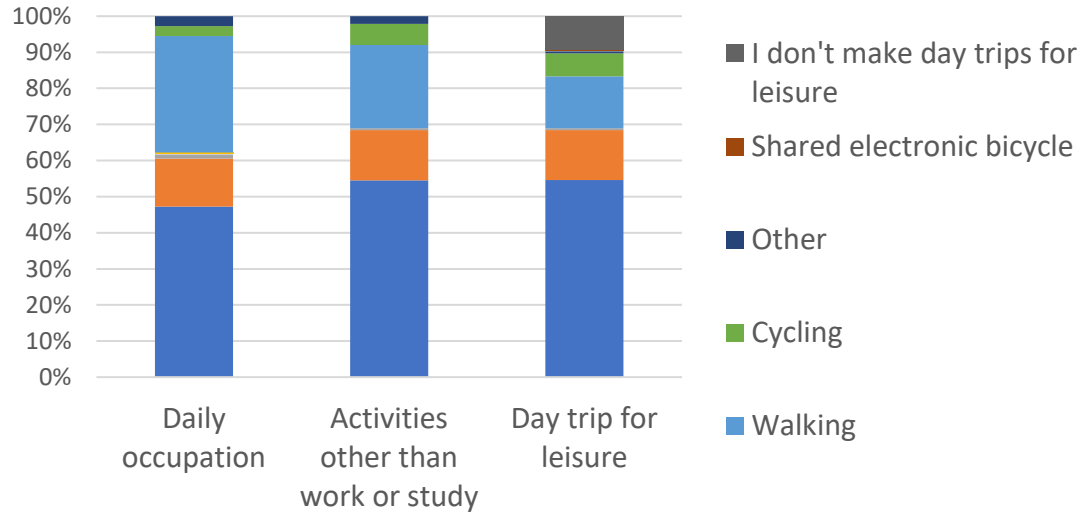
Almost 3,000 people have been surveyed

Number of respondents

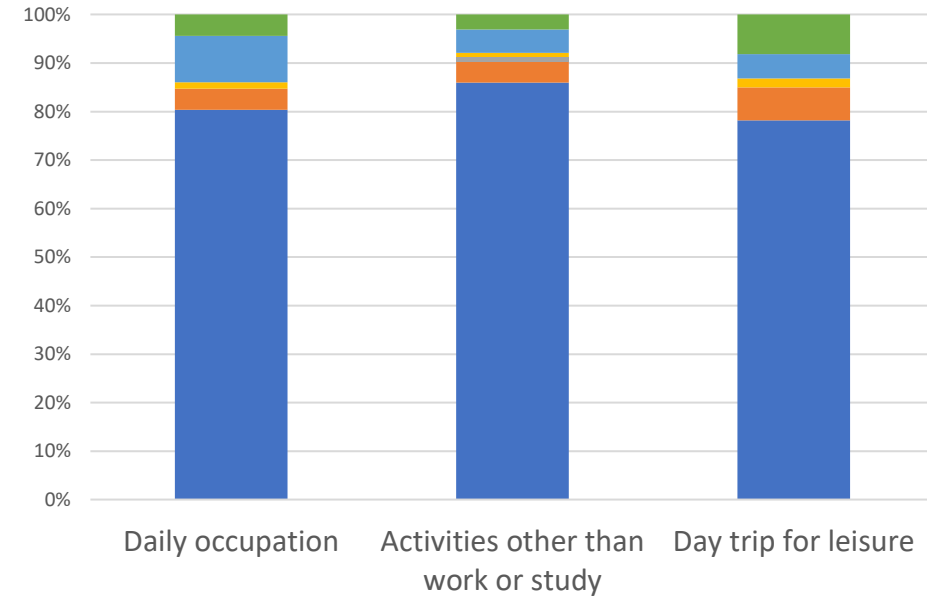


Car being most use mode of transport

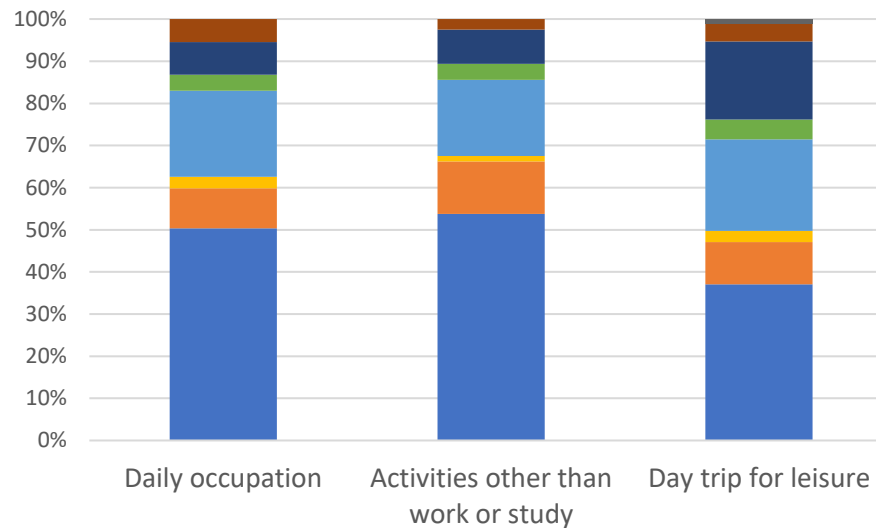
Ramnicu Sarat



Saleska Valley



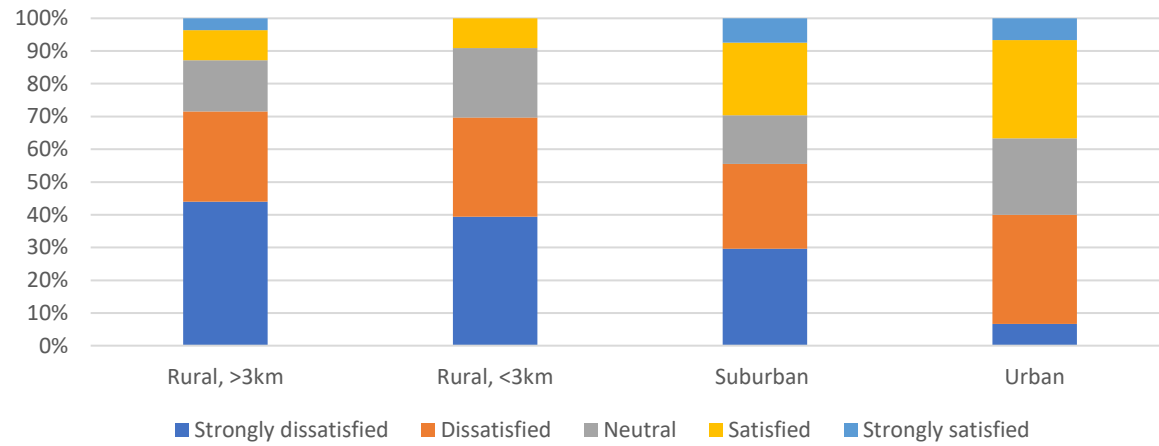
Srudzeni Ruze



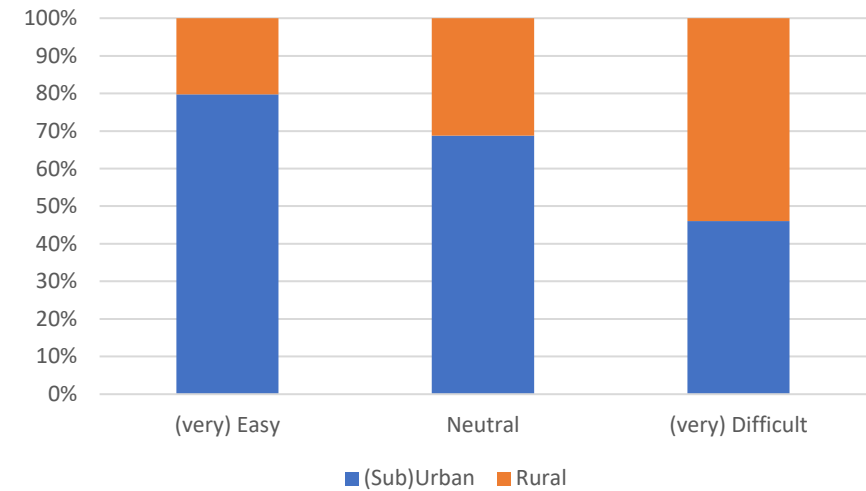
Urban Rural divide visible in PuT use



Kilkenny county



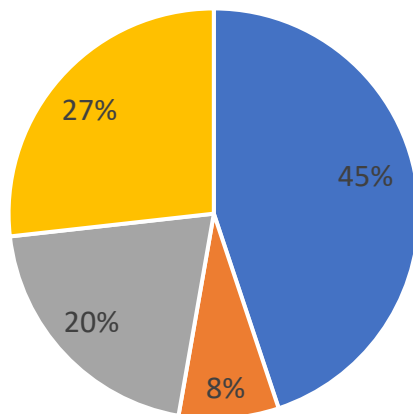
Saleska Valley



8%-16% still affected by COVID

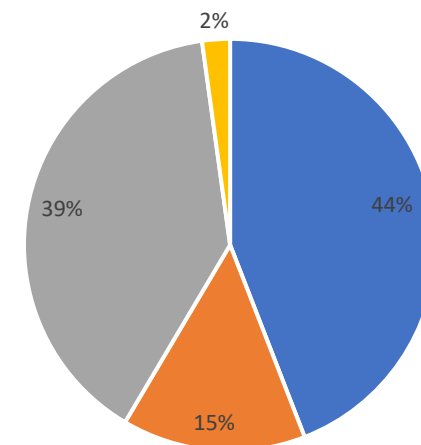
Romania

- Yes during the COVID period, but not any longer
- Yes, and it continues to do so
- It only limitedly affected my life
- No



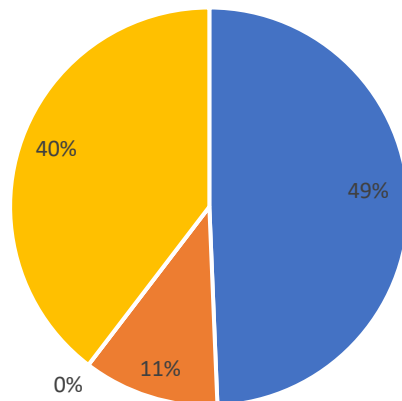
Slovenia

- Yes during the COVID period, but not any longer
- Yes, and it continues to do so
- It only limitedly affected my life
- I don't know/can't answer



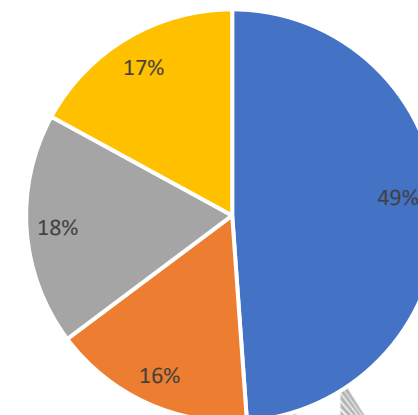
Greece

- Yes, during the COVID period and lockdowns, but no longer
- Yes, and it continues to do so
- It only limitedly affected my life
- Not particularly



Czechia

- Yes, during the COVID-19 period, but now it doesn't affect my life anymore.
- Yes, and it continues to do so
- My life has been minimally affected by COVID-19
- No



Thank you for your attention!



g.koops@panteia.nl

